

---


# How to create a “Balanced” College List



Email: [quekjanice@gmail.com](mailto:quekjanice@gmail.com)

# Agenda

- Steps to College Applications
- Self Assessment resources
- Types of colleges
- What is a “balanced” College List
- When and How to create that list
- Factors to consider
- Data/Resources to use



# Objectives

- Provide *perspective* and guidance for High School students and their families

There is a college for everyone,

➔ regardless of grades or test scores. ***Take the time*** to research and find them!

Replaces the quest for the “best college” with one *focusing on “the **best-fit** college”*. ***Fitting-in*** is the largest contributor to creating a ***good college experience***.

➔ Finding a college builds essential, lifelong skills in ***taking initiative, making decisions and assuming responsibility***.

➔ ***Keep an open mind!***

# They didn't go to “fancy” schools...

Amy Tan: San Jose State




The author of the mega-selling *The Joy Luck Club* — which became a cultural sensation immediately upon publication in 1989 — as well as several other bestselling volumes, Tan got her bachelor's and master's degree from San Jose State, where she studied English and linguistics.

Oprah: Tennessee State University



The one-named star of a one-woman empire, Oprah — North America's only African-American billionaire — earned her bachelor's degree at Tennessee State University. She also held down a radio job while matriculating — the first in a series of broadcast media jobs that would eventually lead her to be nicknamed "the Queen of All Media."

## Steven Spielberg



Reportedly rejected by both the University of Southern California and UCLA, at least once each, for his less than stellar grades, film director Steven Spielberg enrolled instead at Cal State Long Beach.

Spielberg dropped out just short of graduation, when offered a movie deal, but returned in 2001 to finish his one remaining science course. He graduated in 2002 with a BA.

## Tom Hanks




In a 2015 *New York Times* essay in praise of community college, actor Tom Hanks wrote that he applied to three places: M.I.T., Villanova, and Chabot College, the two-year school in Hayward, Calif., that he eventually attended. He held out little hope for the first two—“knowing such fine schools would never accept a student like me but hoping they’d toss some car stickers my way for taking a shot.”

After two years at Chabot, Hanks transferred to Sacramento State. In his *Times* essay, Hanks recalled that he “drove past the [Chabot] campus a few years ago with one of my kids and summed up my two years there this way: “That place made me what I am today.”

# A note about selection by major..



- Students with ***firm career goal*** (specialized areas)- look for a course of study that matches your needs
- Most students ***change their majors at least 2 to 3 times before graduation*** and once in the working world
- Some end up in jobs bearing no relation to their academic specialty..



# 5

## Steps to College Applications



### 1. Interest Exploration & Self Assessment

Find out your personality and interest so you can find a major/career that best suits your personality.



### 2. College Tours & College List

Visit colleges will help you decide which colleges best suits you and narrow down your college list.



### 3. College Application

Start your college essays, activity list, asking for letter of recommendations and "submit".



### 4. Start FAFSA & Apply to Scholarship

Create FSA ID and start applying for financial aid. Apply for both nationwide and local scholarships.



### 5. College Acceptance Letters & Decision

Decide which college you will be attending then let the colleges know whether you are accepting or declining their offers.

Compiled by Kee Siang Quek-Collins



## The self assessment process: Who are you?

- 1) **Interests** - Consider these questions when self-assessing your interests:
  - What do you like to do in your spare time?
  - What activities make you lose track of time?
  - What are the most interesting jobs you can think of?
  - What is your favorite subjects in school?
  - What kinds of things would you do if money were no object?
- 2) **Values** - Values are, simply put, what is important to you. They (should) determine your priorities. Think about these things:
  - Where do you want to live and work?
  - What kind of job appeals to you?
  - What kind of working conditions will be rewarding to you?
  - What level of responsibility can you handle?
  - What salary level is important for you to attain?
- 3) **Skills** - Skills are simply the things you learn that enable you to perform certain tasks well. Think about these things:
  - What skills and activities come naturally to you?
  - What skills do you enjoy using?
  - What skills would you like to develop?
  - What skills do employers desire?

The logo for the 16 Personalities assessment tool. It features a circular arrangement of 16 colored dots in shades of blue, purple, yellow, and green. To the right of this graphic, the text "16 Personalities" is displayed in a serif font, with the number "16" in purple and the word "Personalities" in grey.

## 16 Personalities

Online assessment tool used to help you **identify your personality preferences**, including how you focus your attention and energy, acquire or gather information, make decisions, arrive at conclusions, or make judgments, and how you relate to the outer world.



Measures your level of interest in occupational areas, activities, subjects of study and work environments, and then compares your interests with working professionals in a wide variety of occupations.



# 5

## Steps to College Applications



### **1. Interest Exploration & Self Assessment**

Find out your personality and interest so you can find a major/career that best suits your personality.



### **2. College Tours & College List**

Visit colleges will help you decide which colleges best suits you and narrow down your college list.



### **3. College Application**

Start your college essays, activity list, asking for letter of recommendations and "submit".



### **4. Start FAFSA & Apply to Scholarship**

Create FSA ID and start applying for financial aid. Apply for both nationwide and local scholarships.

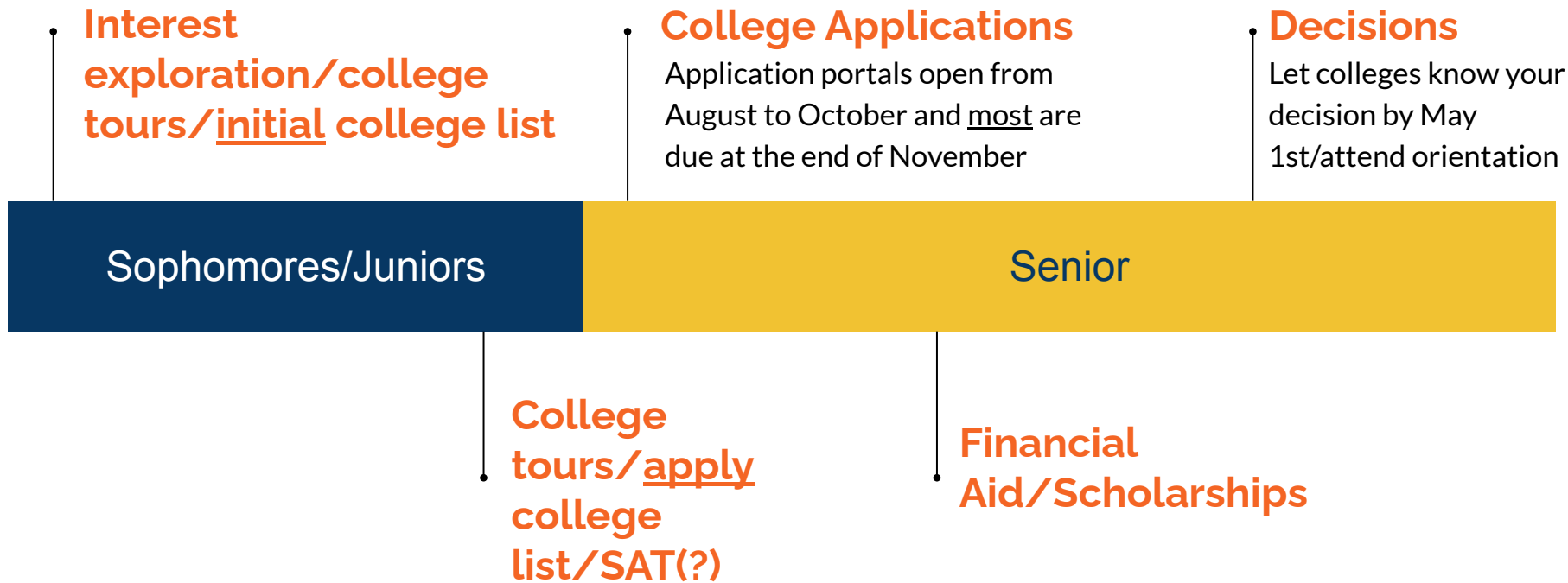


### **5. College Acceptance Letters & Decision**

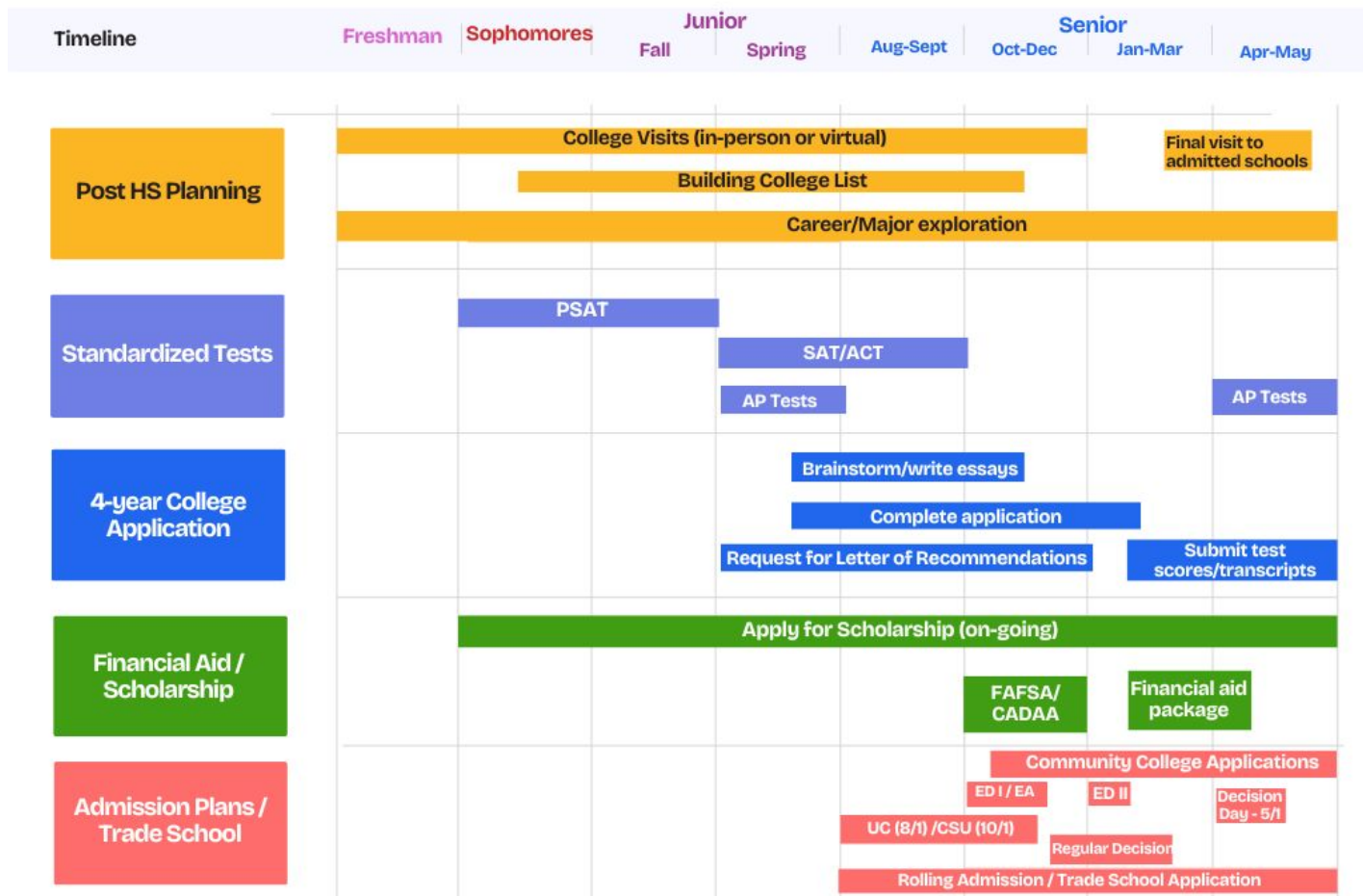
Decide which college you will be attending then let the colleges know whether you are accepting or declining their offers.

Alhambra High School Career and College Center

# College Applications Timeline

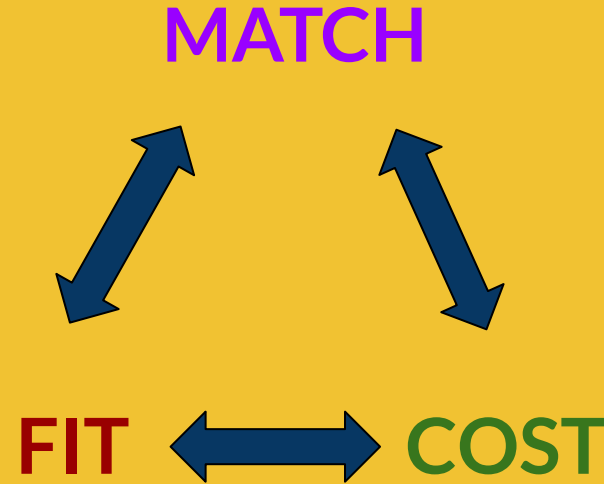


# College Application Timeline by Grade Level



# Trifecta of compiling a “Balanced” College List

- **Fit** = What the students want
- **Match** = How likely will the student be admitted
- **Cost** = How much will the parents *able* to pay



# Factors used to determine your selections:

- ★ Your Weighted GPA
- ★ Location/Setting/Size
- ★ ***Financial Fit***
- ★ Academic Majors/Programs
- ★ Student Ratio
- ★ Student life on campus (Sports, Clubs, etc)



## Examples of Safety Colleges:

- ❑ CSU East Bay (82%)
- ❑ UC Merced (93.3%)
- ❑ Out-of-state colleges (Eg: UNR, WSU, ASU)
- ❑ Community Colleges (Eg: DVC or LMC)

---

**Fit - What the students wants**

- 1) **Locations**  
(States/Distance from home)
- 2) **Majors**  
(undeclared?)
- 3) **Campus services**  
(Disability services)
- 4) **Test scores?**
- 5) **Sports/Band/Cheers?**
- 6) **Types**  
(4 years vs 2 years vs Private vs Public vs Technical)
- 7) **Campus Life/Class size and Settings**  
( Student populations/Urban vs Rural vs “near the beach”)



---

**Cost** - How much will the parents  
*able to pay*

# How to determine your financial fit?

- Students need to be “*cost-conscious*” as you consider your college options - A more expensive college, or even one that is more selective, is not necessarily the **best fit**.
- Make sure you compare schools based on the net price by using the colleges’ [Net Price Calculator](#). **Net Price** is the amount that a student pays to attend an institution in a single academic year AFTER subtracting scholarships and grants the student receives.

**Net Price/Cost** = Total Cost of Attendance - Gift Aid (Grant + Scholarships)



# UC Undergrad affordability/financial support - For in-state students (year 2023-2024)

Source:

<https://www.universityofcalifornia.edu/about-us/information-center/undergraduate-affordability>

## California resident undergraduate financial support

Academic year (Multiple values)	Campus (All)	Family income category All students
------------------------------------	-----------------	--

	2018-19	2019-20	2020-21	2021-22	2022-23	2023-24
Full-year headcount enrollment	187,214	189,860	192,153	193,818	194,572	198,660
Full year equivalent enrollment	177,922	180,395	180,825	183,041	184,841	189,440

### Tuition charges ?

Mandatory tuition & fee charges	\$13,933	\$13,989	\$14,030	\$14,056	\$14,224	\$14,578
---------------------------------	----------	----------	----------	----------	----------	----------

### Average full in-state cost of attendance by housing type ?

On campus housing	\$35,429	\$35,993	\$37,465	\$37,567	\$38,402	\$40,495
Off campus housing	\$32,032	\$32,631	\$33,647	\$34,388	\$35,007	\$37,615
Commuter	\$26,930	\$27,336	\$28,410	\$28,860	\$29,106	\$30,857

### Average net cost of attendance after grants & scholarships ?

Net cost of attendance	\$19,636	\$20,100	\$19,848	\$21,449	\$21,559	\$22,720
Net cost - inflation adjusted	\$23,976	\$23,839	\$23,134	\$23,872	\$22,307	\$22,720

### Financial aid recipients (based on FYE enrollment)

Measure Number of Recipients

	2018-19	2019-20	2020-21	2021-22	2022-23	2023-24
Cal grant recipients	76,109	77,689	76,379	75,956	75,531	77,963
Pell grant recipients	78,995	77,634	75,363	74,065	72,749	74,698
UC grant (all) recipients	99,841	99,143	92,303	96,076	95,467	99,188
UC grant (need based) recipients	99,052	98,488	91,810	95,737	95,098	98,793
UC scholarship recipients	23,327	26,009	25,587	26,969	28,789	29,999
CA middle class schol. recipients	9,114	10,673	11,205	10,146	88,912	81,342
Other scholarship recipients	22,401	23,742	23,170	22,871	95,434	88,298
Any gift aid recipients	127,671	138,758	129,751	131,288	125,537	127,915
Loan recipients (all excl. PLUS)	69,684	65,924	45,195	49,695	51,443	47,397
Federal loan recipients	66,992	63,332	43,490	47,900	49,592	45,649
PLUS loan recipients	11,990	11,811	8,059	9,270	10,711	10,956
Work study recipients	13,721	13,255	6,413	9,817	10,131	10,863

### Financial aid amounts received (based on FYE enrollment)

Measure Total Dollars

	2018-19	2019-20	2020-21	2021-22	2022-23	2023-24
Cal grant	\$955,170,759	\$977,526,079	\$957,004,069	\$952,438,383	\$962,947,162	\$1,023,568,246
Pell grant	\$399,011,270	\$397,205,713	\$393,813,575	\$391,392,977	\$404,162,045	\$444,129,523
UC grant (all)	\$777,035,688	\$781,513,423	\$761,673,259	\$866,678,440	\$886,425,919	\$1,012,485,375
UC grant (need based)	\$772,656,655	\$777,064,932	\$759,272,749	\$864,455,931	\$882,913,122	\$1,007,520,514
UC scholarships	\$115,535,039	\$124,544,359	\$129,332,584	\$132,584,443	\$143,362,677	\$153,768,211
CA middle class scholarship	\$27,996,929	\$33,735,243	\$37,265,118	\$31,754,303	\$151,124,775	\$219,026,119
Other scholarships	\$77,019,613	\$82,894,024	\$82,601,412	\$80,595,616	\$203,260,241	\$272,899,045
Total gift aid	\$2,339,615,160	\$2,477,684,675	\$2,458,798,502	\$2,718,127,864	\$2,633,639,664	\$2,934,472,615
Total loans (excl. PLUS)	\$436,479,922	\$419,583,228	\$277,858,790	\$317,484,872	\$325,338,768	\$299,128,299

Note: All figures include California resident undergraduates only.

---

**Match - How likely will the  
students be admitted**

# What do Admissions Committees Look At?

## Academic Record

- Grades
- Class Rank
- Rigor of curriculum (consider college classes such as Dual Enrollment)

## Standardized Test Scores

- SAT
- ACT

(Many schools are test -optional and UC and CSU are test-blind)

## Engagement Outside the Classroom

- Extracurricular activities
- Community service
- Work experience

## Personal Qualities

- Letter of recommendation
- Essays/PIQs
- Interview Report

## Hooks and Institutional Priorities

- Legacy connection
- Donation potential
- Underrepresented race or ethnicity
- Recruited athlete status
- Socio-economic and geographical background
- Exceptional talent

# UC Holistic Review

## Comprehensive review factors

<b>Grade Point Average</b>	<b>Courses completed/planned</b>	<b>Honors courses/ Advanced Placement</b>
<b>Top 9% local context</b>	<b>Quality of senior-year program of study</b>	<b>Academic opportunities in California high schools</b>
<b>Performance in academic subject areas</b>	<b>Achievement in special projects</b>	<b>Improvement in academic performance</b>
<b>Special talents achievement and awards</b>	<b>Participation in educational preparation programs</b>	<b>Academic accomplishment within life experiences</b>
<b>Geographic location</b>		

A-G Requirements\*  
California State University ♦ University of California



\* Grades of C or better required.

# How to read your transcript

Academic GPAs are used for college application (A-G)

Student Name	Student ID	Grade	Birthdate	Counselor	Transcript of Student Progress			
Parent/guardian name, address, telephone Martinez, CA 94553 (925) 335-5810   Fax (925) 335-5871					January 25, 2024 Alhambra High School 150 E Street Martinez, CA 94553 (925) 335-5810   Fax (925) 335-5871			
Crs-ID	Course Title	Mark	Att/Cmp	Crs-ID	Course Title	Mark	Att/Cmp	
Grd 9 Fall 18-19 Alhambra High				Grd 11 Fall 20-21 Alhambra High				
p 1109	English 9 P	A	5.00 5.00	p 6610	Lifetime Act	P	5.00 5.00	
p 3111	Algebra I P	C+	5.00 5.00	Credit Att: 30.00 Cmp: 30.00 TGPA: 0.00				
p 4133	Biology NGSS P	B	5.00 5.00	Grd 11 Spring 20-21 Alhambra High				
p 5112	Spanish II P	A	5.00 5.00	p 1333C	Am Sy English P	A	5.00 5.00	
p 6209	PE 9	A	5.00 5.00	p 2333C	Am Sy History P	A-	5.00 5.00	
* 7411	CAD I	A+	5.00 5.00	p 3311	Alg 2/Trig	B	5.00 5.00	
Credit Att: 30.00 Cmp: 30.00 TGPA: 3.50				a p 3671AP	CS Prin Lab AP	B-	5.00 5.00	
Grd 9 Spring 18-19 Alhambra High				a p 4573	Physics NGSS P	A+	5.00 5.00	
p 1109	English 9 P	A+	5.00 5.00	a p 5115AP	Spanish Lang AP	A+	5.00 5.00	
p 3111	Algebra I P	B	5.00 5.00	Credit Att: 30.00 Cmp: 30.00 TGPA: 4.00				
p 4133	Biology NGSS P	A	5.00 5.00	Grd 11 Spring 20-21 Alhambra High				
p 5112	Spanish II P	A	5.00 5.00	p 1333C	Am Sy English P	A	5.00 5.00	
p 6209	PE 9	A	5.00 5.00	p 2333C	Am Sy History P	A-	5.00 5.00	
* 7411	CAD I	A	5.00 5.00	p 3311	Alg 2/Trig	C+	5.00 5.00	
Credit Att: 30.00 Cmp: 30.00 TGPA: 3.83				a p 3671AP	CS Prin Lab AP	B+	5.00 5.00	
Grd 9 Summer 18-19 Diablo Valley College				a p 4573	Physics NGSS P	A+	5.00 5.00	
* p 7998D	2nd Term Spanish A	16.66	16.66	a p 5115AP	Spanish Lang AP	A	5.00 5.00	
Credit Att: 16.66 Cmp: 16.66 TGPA: 5.00				Credit Att: 30.00 Cmp: 30.00 TGPA: 3.83				
Grd 10 Fall 19-20 Alhambra High				Grd 12 Fall 21-22 Alhambra High				
* p 1210HR	Soph Honors Eng C	5.00 5.00		p 1415	Eng 12 (ERWC) P B+	5.00 5.00		
a p 2221AP	AP World Hst	C+	5.00 5.00	p 2421	Civics P	A	5.00 5.00	
p 3211	Geometry P	B	5.00 5.00	p 3411	PreCalc	D+	5.00 5.00	
p 4553	Chem NGSS P	B	5.00 5.00	p 5695	Dgtl Med Arts 1	A+	5.00 5.00	
* p 5114HR	Spanish IV Hnrs	B+	5.00 5.00	p 7911RP	Sports Med ROP	A	5.00 5.00	
* 6610	Lifetime Act	A+	5.00 5.00	Credit Att: 25.00 Cmp: 25.00 TGPA: 3.20				
Credit Att: 30.00 Cmp: 30.00 TGPA: 3.33				Grd 12 Spring 21-22 Alhambra High				
Grd 10 Spring 19-20 Alhambra High				p 1415	Eng 12 (ERWC) P A-	5.00 5.00		
* p 1210HR	Soph Honors Eng P	5.00 5.00		p 2411	Econ P	A-	5.00 5.00	
a p 2221AP	AP World Hst	P	5.00 5.00	p 3411	PreCalc	D	5.00 5.00	
p 3211	Geometry P	P	5.00 5.00	p 5695	Dgtl Med Arts 1	A+	5.00 5.00	
p 4553	Chem NGSS P	P	5.00 5.00	p 7911RP	Sports Med ROP	B	5.00 5.00	
* p 5114HR	Spanish IV Hnrs	P	5.00 5.00	Credit Att: 25.00 Cmp: 25.00 TGPA: 3.20				

Course Tags:	* = Non Academic	+= Honors (weighted)	a = Advanced Placement (weighted)	p = College Prep	r = Repeated
Acad GPA (9-12)	3.6611	3.4049			
Acad GPA (10-12)	3.5185	3.2593			
Total GPA (9-12)	3.6848	3.4461			
Credit Attempted:	246.66				
Credit Completed:	246.66				
Class Size:	276				
Class Rank:	95	10-12 Rank: 112			
Ranked by Weighted Total GPA					
District Enter:	01/12/2022				
School Enter:	01/12/2022				
Standard HS Diploma: 5/26/2022					
State ID#					
This transcript is unofficial unless signed by a school official.					

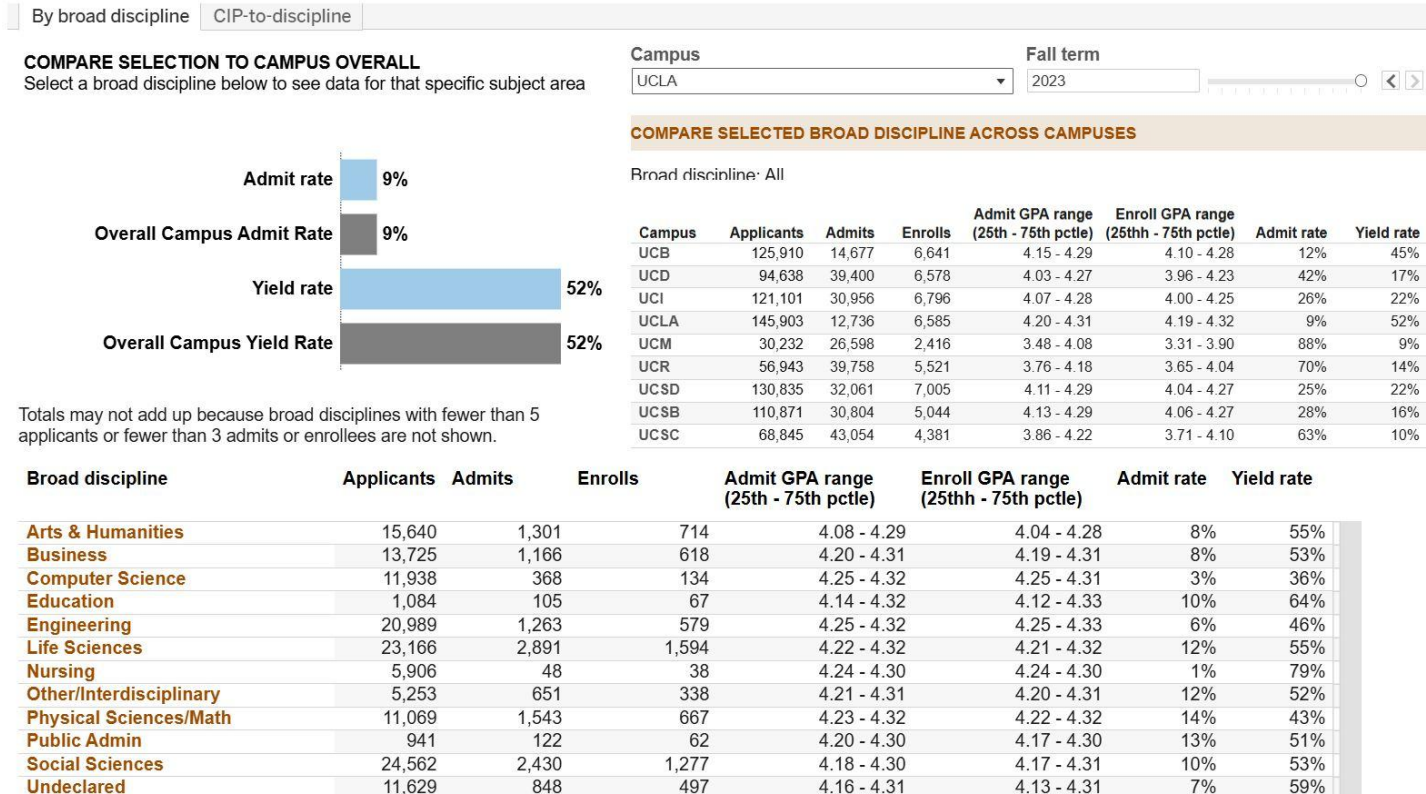
Date	Test Taken	Score	Subject Area	CREDIT SUMMARY	Compl	Needed
05/21	SBAC: Mathematics (PL)	2,000	Math	10.00	10.00	-
04/21	SBAC: English Lang Arts (Ltr) (PL)	2,000	English	10.00	10.00	-
			US History	10.00	10.00	-
			Civics	5.00	5.00	-
			Econ	5.00	5.00	-
			English 9	10.00	10.00	-
			English 10	10.00	10.00	-
			English 11	10.00	10.00	-
			English 12	10.00	10.00	-
			Math	20.00	20.00	-
			Science Life	10.00	10.00	-
			Science Physical	10.00	10.00	-
			PE	20.00	20.00	-
			Fine Arts/LNG/CTE	20.00	20.00	-
			Algebra I	10.00	10.00	-
			Electives	80.00	86.66	-
			* TOTALS *	220.00	246.66	-
			Algebra 1 Requirement Met			-
			Career Pathway Requirement NOT Met			-

## UC First-Year Application Data CA Resident

*This quick glance at Campus Application Data on first-years is intended for use by California high school counselors in advising students to apply. Numbers may change without notice.*

Campus		Fall 2022	Fall 2023	Fall 2024	Fall 2024 Admit Rate	Middle 25% – 75% of Fall 2024 Admits
Berkeley	Applications:	72,466	72,697	72,138	15%	GPA: 4.16 – 4.30 A-G Courses: 48 – 57 Honors Courses: 18 – 27
	Admits:	10,483	10,976	10,766		
	Enrolls:	5,233	5,289			
Davis	Applications:	65,414	65,156	67,935	37%	GPA: 4.06 – 4.28 A-G Courses: 46 – 55 Honors Courses: 14 – 24
	Admits:	21,130	23,657	24,933		
	Enrolls:	4,794	5,195			
Irvine	Applications:	84,774	86,452	87,532	22%	GPA: 4.09 – 4.29 A-G Courses: 46 – 55 Honors Courses: 14 – 25
	Admits:	15,656	17,574	19,100		
	Enrolls:	4,592	5,172			
Los Angeles	Applications:	91,588	90,785	92,292	10%	GPA: 4.21 – 4.32 A-G Courses: 48 – 57 Honors Courses: 19 – 29
	Admits:	8,425	8,587	8,795		
	Enrolls:	4,980	5,210			
Merced	Applications:	26,229	26,029	26,146	94%	GPA: 3.40 – 4.04 A-G Courses: 44 – 52 Honors Courses: 6 – 18
	Admits:	24,252	23,799	24,582		
	Enrolls:	2,378	2,401			
Riverside	Applications:	46,498	48,061	49,113	74%	GPA: 3.70 – 4.16 A-G Courses: 45 – 53 Honors Courses: 10 – 21
	Admits:	31,095	32,667	36,585		
	Enrolls:	5,162	5,162			
San Diego	Applications:	84,344	84,930	88,391	26%	GPA: 4.11 – 4.29 A-G Courses: 46 – 55 Honors Courses: 16 – 26
	Admits:	20,117	20,685	22,979		
	Enrolls:	5,281	5,499			
Santa Barbara	Applications:	73,595	74,930	75,536	32%	GPA: 4.15 – 4.30 A-G Courses: 46 – 55 Honors Courses: 15 – 25
	Admits:	19,643	21,029	24,357		
	Enrolls:	3,858	4,029			
Santa Cruz	Applications:	53,074	54,888	57,503	61%	GPA: 3.91 – 4.24 A-G Courses: 46 – 54 Honors Courses: 12 – 22
	Admits:	22,856	33,066	35,008		
	Enrolls:	3,433	3,947			

# Compare UCLA admission by major (Year 2023)



Source: <https://www.universityofcalifornia.edu/about-us/information-center/freshman-admission-discipline>

**CLASS OF 2023**

Campus		Fall 2023	AHS Class of 2023	Admit Rate (%)	Average GPA
<b>Bakersfield</b>	Applications	11,767	0	<b>89</b>	<b>3.5</b>
	Admit	10,453	0		
<b>Channel Islands</b>	Applications	8,542	0	<b>94</b>	<b>3.4</b>
	Admit	8,006	0		
<b>Chico</b>	Applications	19,724	27	<b>92</b>	<b>3.4</b>
	Admit	18,143	26		
<b>Dominguez Hills</b>	Applications	17,406	0	<b>89</b>	<b>3.2</b>
	Admit	15,511	0		
<b>East Bay</b>	Applications	11,809	0	<b>90</b>	<b>3.3</b>
	Admit	10,646	0		
<b>Fresno</b>	Applications	17,369	4	<b>96</b>	<b>3.5</b>
	Admit	16,759	0		
<b>Fullerton</b>	Applications	42,736	0	<b>87</b>	<b>3.4</b>
	Admit	37,380	0		
<b>Humboldt</b>	Applications	13,927	10	<b>85</b>	<b>3.5</b>
	Admit	11,805	0		
<b>Los Angeles</b>	Applications	29,177	0	<b>93</b>	<b>3.2</b>
	Admit	27,243	0		
<b>Long Beach</b>	Applications	70,043	19	<b>47</b>	<b>3.7</b>
	Admit	33,233	0		
<b>Maritime</b>	Applications	712	0	<b>96</b>	<b>3.5</b>
	Admit	681	0		
<b>Monterey Bay</b>	Applications	9,971	0	<b>95</b>	<b>3.4</b>
	Admit	9,428	0		
<b>Northridge</b>	Applications	25,104	0	<b>93</b>	<b>3.4</b>
	Admit	23,395	0		
<b>Pomona</b>	Applications	40,063	0	<b>74</b>	<b>3.7</b>
	Admit	29,455	0		
<b>Sac State</b>	Applications	22,683	25	<b>94</b>	<b>3.4</b>
	Admit	21,318	24		
<b>San Diego</b>	Applications	66,743	42	<b>29</b>	<b>3.9</b>
	Admit	19,547	12		
<b>San Francisco</b>	Applications	26,563	21	<b>92</b>	<b>3.4</b>
	Admit	24,399	21		
<b>San Jose</b>	Applications	30,560	25	<b>81</b>	<b>3.6</b>
	Admit	24,611	24		
<b>San Luis Obispo</b>	Applications	48,694	35	<b>28</b>	<b>4.0</b>
	Admit	13,761	11		
<b>Sonoma</b>	Applications	8,810	15	<b>95</b>	<b>3.4</b>
	Admit	8,347	14		

---

# College List (Apply List)

- We encourage all students to apply to **6 - 10** Colleges and Universities.
- When creating a **“BALANCED”** college list, we encourage you to include colleges that fall into these three categories: **Dream/Reach, Target and Safety.**

## Dream Schools

A dream school is a college where ***your academic credentials fall in the lower end, or below, the school's average range*** for the cohort of students accepted the previous year.

Dream schools might be long shots, but they are still possible.

Financial needs, academic strength and a college's desire to have you on campus can all influence your financial aid award and make cost of attendance manageable. **(1-2)**

## Target Schools

A target school is one where your academic credentials (***grades, test scores and class rank***) fall within the school's ***average*** range for the most recently accepted class.

There is ***no guarantees***, but it's reasonable to expect to be accepted to several of your target schools. **(3-4)**

## Safety Schools

A safety school is one where your academic credentials ***exceed*** the school's range for the average freshman.

You should be reasonably certain that you will be admitted to your safety schools.


Like your dream and target schools, these should also be colleges you'd be ***happy to attend***. **(2-4)**

# Useful sites to help you create that college list:

- 1) [College Board](#)
- 2) [Niche.com](#)
- 3) [College Data](#) (needs to create an account first)
- 4) [College Simply](#)
- 5) [US Dept of Education](#)
- 6) [College Shopping Simplified](#)
- 7) [Corsava](#) - Find your college preference

Interesting read:

- [How to choose a college - A Step-by-Step Guide by College Essay guy](#)
- [College Personality Quiz by U.S. News](#)
- [Dr Steven Antonoff's publications, such as "College Match"](#)



---

# Other factors to consider..

- Student Athletes



- Students with Learning Disability







- LGBTQ+ Students and Alliances



- First-Generation



## Examples of WUE schools:

- Arizona State University
- University of Arizona 
- University of Hawaii at Manoa
- Boise State University
- Portland State University 
- University of Nevada, Reno (UNR)
- Oregon State University
- Southern Oregon University 
- Washington State University 

Find out which undergraduate degrees are offered at the WUE rate



The Western Undergraduate Exchange

ATTEND COLLEGE IN THE WEST FOR LESS

### What is WUE?

The Western Undergraduate Exchange (WUE) is a tuition-savings program that makes attending out-of-state colleges and universities more affordable for students. Through WUE, you receive a reduced tuition rate, giving you more education options for your money. **Virtually all undergraduate degrees are available.**



**160+**  
INSTITUTIONS



**\$10,895**  
AVERAGE SAVINGS  
PER STUDENT

### How does WUE work?

Participating two- and four-year public colleges and universities across the Western U.S. agree to charge out-of-state students no more than 150 percent of the institution's in-state tuition. Tuition savings may vary depending on the college or major. **The bottom line: You save big with WUE and almost always pay less than out-of-state tuition.**

### How do I get started?

Check your eligibility by home state/territory, college and major through our online **WUE Savings Finder**. Visit [wuesavingsfinder.wiche.edu](https://wuesavingsfinder.wiche.edu) or use the QR code.



Meet the college's WUE admissions requirements and deadlines.

Apply directly to the college(s) of your choice.

→ **Contact the college** - it's the best source of information about how you can save money through WUE.

Questions? Visit [wue.wiche.edu](https://wue.wiche.edu).  
Or contact us at [info-sap@wich.edu](mailto:info-sap@wich.edu)  
or 303.541.0270.


WICHE  
Western Interstate Commission for Higher Education

WUE is a program of the Western Interstate Commission for Higher Education.

# Take into considerations

## COMPARING EARLY APPLICATION OPTIONS

Factors	Early Decision (ED)	Early Action (EA)	Restrictive Early Action (REA)
Binding?	Yes (except if financial aid is not adequate)	No	No
Allows comparison of aid packages?	No	Yes	Yes
Allows other early applications?	Yes (EA applications only)	Yes (EA applications and one ED)	Varies by colleges
Allows regular decision applications?	Yes (these must be withdrawn if the students is admitted ED)	Yes	Yes



---

## Things to do:

1. Complete surveys to find out which colleges are your “best fits”;
2. Do your research online and create an “Initial list”;
3. Plan and visit these colleges - attending college fairs and touring campuses;
4. Re-evaluate and narrow down your list and finalize your “Apply list”.

## Key Takeaways:



Make sure that you can actually see yourself *happily attending* any college on it.

You need a balanced list because the outcome of the admissions process can be so *unpredictable*.


**‘The steps you take does not need to be big..  
it just need to lead you in the right direction..’**

*- Jemma Simmons, Agents of S.H.I.E.L.D.*

# RESOURCES

---

# Worksheet/Survey



This worksheet is from *College Match: A Blueprint for Choosing the Best School for You*, Dr. Antonoff's how-to guide for students and parents. What is a student looking for in a college? What factors should a student consider to find a great fit college? The worksheet allows students to think about the major considerations (cost, academic programs, location, size, etc.) and consider the importance of other variables such as internships, study abroad, campus safety, spectator sports, and available activities. This worksheet helps students ***identify what they want by assessing 15 qualities that differentiate universities and colleges.***

# Domestic Undergraduate Need-Based and Merit Aid Class of 2027



PLEASE SEE KEY AND CAVEATS/EXPLANATIONS/DISCLAIMERS AT BOTTOM OF CHART

Compare smaller groups of institutions by selecting from the four boxes below:

Institution
State
Region
Needs Analysis

Institution	State	Region	Needs Analysis	Total Cost of Attendance (in-state) (I)	Total Cost of Attendance (out-of-state) (I)	Full-Time Undergrads	Average Percent Need Met (All Undergrads)	Average Merit Aid Award to Non-need Undergrads	Percent of Non-Need Undergrads Receiving Merit
Adelphi University	NY	Mid-Atlantic		\$71,834					
Agnes Scott College	GA	Southeast	FM and IM	\$64,812		896	84%	\$32,345	99%
Albany College of Pharmacy and Health Sciences	NY	Mid-Atlantic	FM	\$56,015		504	52%	\$19,124	256%
Albion College	MI	Great Lakes	FM	\$70,116		1,341	93%	\$40,596	98%
Alfred University	NY	Mid-Atlantic	FM and IM	\$57,900		1,399	86%	\$22,082	50%
Allegheny College	PA	Mid-Atlantic	FM	\$72,256		1,153	93%	\$31,511	100%
Alma College	MI	Great Lakes		\$63,940					
American University	DC	Mid-Atlantic	IM	\$76,175		7,357	75%	\$13,379	35%
Amherst College	MA	New England	IM	\$87,640		2,005	100%	\$30,724	1%

Big J Education Consulting List

# COLLEGE FAIR CHECKLIST



## BEFORE YOU GO

- ☐ Find out which college will be at the fair and write down the ones you want to learn about
- ☐ Make a **list of questions to ask**
- ☐ Bring list of questions, pen and a bag to hold college brochures
- ☐ Get ready to **introduce yourself** with a professional email ready to be given out to colleges
- ☐ Be sure that you **arrive with an open mind**; some of the less selective schools could end up as interesting safety options for you.

## WHILE YOU'RE THERE & AFTERWARDS

- ☐ **Plan your route** to find the colleges you want to meet
- ☐ Visit their booths and **ask prepared questions**
- ☐ Take a minute to **jot down important information to review afterwards**
- ☐ **Check out colleges not on your list if you have time**
- ☐ Attend information sessions if offered
- ☐ Explore interesting colleges' websites to narrow your college list

## GENERAL ADMISSION & RESOURCES QUESTIONS

- ☐ **What admissions readers look for when reading applications?**
- ☐ Early Decision/Early Action over Regular Decision?
- ☐ Best ways to engage admission office as a prospective student?
- ☐ **Support services** available to students?
- ☐ **Financial aid or scholarship programs?**
- ☐ Internship/jobs Opportunities?
- ☐ Career services on campus?
- ☐ **Campus security** available?

## ACADEMICS & EXTRACURRICULARS QUESTIONS

- ☐ Most **popular majors** and your interested major/s? Undecided?
- ☐ Admit students based on major chosen?
- ☐ Certain concentrations that are more competitive than others for admission?
- ☐ **Accessibility to professors?**
- ☐ Extracurricular options?
- ☐ Options for intramural and club sports?
- ☐ How involved are students in the local community?
- ☐ **Big athletics culture?** Typical game day?
- ☐ What do students typically do on weekends?
- ☐ **Housing and dining** options?

## Campus Visit Checklist

When you visit a campus, it is important that you ask the right types of questions:

### Look at Equipment and School Facilities

- ☐ Are the facilities and equipment up-to-date and operating?
- ☐ Is the equipment similar to what you will be using on the job?
- ☐ Is the library good for studying and research?
- ☐ How large are the dorm rooms? What types of furniture are provided/allowed?
- ☐ Are the dorm rooms quiet enough for studying?
- ☐ What is the cafeteria like?
- ☐ Are there plenty of computer labs?
- ☐ Do students get free e-mail and Internet access?

### Sit In on a Class or Two

- ☐ Do the instructors seem knowledgeable?
- ☐ Are the students participating in classroom activities?
- ☐ What kinds of work are the students doing?
- ☐ How large/small are the classes?

### Talk with Current Students in the Program

- ☐ How long have they been in school?
- ☐ Are they learning what they need to know to get a job?
- ☐ What is their opinion of the instructors? Are instructors available outside of class?
- ☐ Do the instructors spend time with them to be sure they understand the material?
- ☐ How much time is needed for studying and other work outside class?
- ☐ Have they had any problems with the school, the instructors or the classes?
- ☐ What do they like most/least about the school/program?
- ☐ How do they spend their free time?
- ☐ What are the other students like?

### Talk with Instructors in the Program

- ☐ What are the academic requirements in the program?
- ☐ What kinds of courses are offered? How often are they offered?
- ☐ How many students are in the program? How many are accepted into the program each year?
- ☐ How long does it take most students to complete the program?
- ☐ How long have they taught at the school? Do they teach full time or part time?
- ☐ What background do they have in the field? How does it relate to the courses they teach?
- ☐ What types of activities are they involved in that relate to the field of study?

### Talk with an Admissions Counselor

- ☐ Has the institution and its programs been accredited by a recognized accrediting association?
- ☐ What are the admissions requirements for the college or for a specific program?
- ☐ How do you apply and which forms do you fill out?
- ☐ When are the important deadlines for admissions?
- ☐ Will your family's ability to pay for college be a factor in the admissions process?
- ☐ What are the housing requirements and parking rules?
- ☐ What types of extracurricular activities are available?
- ☐ Can credits be earned online or transferred from other colleges?
- ☐ What percentage of first-year students return the following year?
- ☐ What percentage of graduates are employed within one year?

### Talk with a Financial Aid Counselor

- ☐ How much does it cost to attend the college (including tuition, room and board, fees, etc.)?
- ☐ What financial aid options are available?
- ☐ Does the school participate in federal and state aid programs? (Not all schools are eligible.)
- ☐ What percentage of undergraduates receive aid? How much do they receive on average?
- ☐ Which financial aid forms do you need to fill out and what are the deadlines?
- ☐ Does the college offer scholarships? Who is most likely to receive them? How do you apply?
- ☐ Will private/non-government scholarships reduce the amount of need-based aid you receive?
- ☐ How is financial aid paid out? When will you receive it?

June 2010

[www.getreadyforcollege.org](http://www.getreadyforcollege.org)



## College Comparison Worksheet

<b>COLLEGE NAME</b>			
<b>Location</b> —distance from home			
<b>Size</b> —enrollment —physical size of campus			
<b>Environment</b> —type of school (2- or 4-year) —school setting (urban, rural) —location & size of nearest city —co-ed, male, female —religious affiliation			
<b>Admission Requirements</b> —deadline —tests required —average test scores, GPA, rank —notification			
<b>Academics</b> —your major offered —special requirements —accreditation —student-faculty ratio —typical class size			
<b>College Expenses</b> —tuition, room and board —estimated total budget —application fee, deposits			
<b>Financial Aid</b> —deadline —required forms —percentage receiving aid —scholarships			
<b>Housing</b> —residence hall requirement —food plan			
<b>Facilities</b> —academic —recreational —other			
<b>Activities</b> —clubs, organizations —Greek life —athletics, intramurals —other			
<b>Campus Visits</b> —when —special opportunities			